



MARBED®  
PROFESSIONAL DIESEL SERVICE TOOLS

# 210



MARBED®  
PROFESSIONAL DIESEL SERVICE TOOLS

---

## catalog in line pumps

---

Version 02 - 01-2008 - COPYRIGHT MARBED Srl 2007 all rights reserved

MARBED  
CATALOG

in line pumps

210



***[www.marbed.com](http://www.marbed.com)***

---

MARBED Srl - Piazza Novelli, 4 - 20129 Milano - Italy

I. +39 02.71.49.84 - Fax +39 02.70.10.26.67

e-mail [info@marbed.com](mailto:info@marbed.com)



**MARBED**<sup>®</sup>  
PROFESSIONAL DIESEL SERVICE TOOLS

# 9356-K

## Bracket kit and vice for BOSCH P pumps



### 9356-K

Bracket kit and vice for BOSCH P pumps  
26 kilos  
consisting of:



**9260**

Strengthened base



**9452-A**

590 mm extended rod with Ø 28 and 10 mm guide



**9266**

Strengthened bracket couple for BOSCH PES...P pumps



**9267**

Strengthened bracket couple for BOSCH PES...P e P7800 pumps

*KDEP 2985  
BH 0 986 611 441*



**9601**

Swivel vice cradle for operative flange  
*(all the applicable flanges are listed in  
AB - test bench equipment section)*

*KDEP 2963  
BH 0 986 611 358*



**9478-C**

Flange Ø 95 for BOSCH PES...P pumps

*BH 0 685 720 060*



**9478-D**

Flange Ø 107 for BOSCH PES...P pumps


*BH 0 685 720 159*

## Optional



810 mm extended rod with Ø 28 and 10 mm guide

**9452-B**



Swivel vice flange with rotary movement  
for PES...A, VA-VE, CAV, M pumps  
*completo di ns art*

**9402**

**9600 (A)** - Piastra con sede quadra per morsa girevole



**9205**

Swivel vice flange for EP/VA...VE



Swivel vice for B - BV pumps

**9356**

*KDEP 2919  
BH 0 986 611 248*



9732 - COMPARATOR BEARING BOX BOSCH PUMPS

## 9732

Dial gauge bearing tool box  
to survey the delivery start  
on rotary and in line BOSCH pumps

# Comparator Bearing Box

# 9732



<b>9733</b>	1	Comparator
<b>9087-A</b>	1	Comparator
<b>9761-A5</b>	1	Reduction
<b>9501</b>	1	Magnet
<b>9186</b>	1	Comparator bearing
<b>9186-A</b>	1	Comparator bearing
<b>9186-B</b>	1	Comparator bearing
<b>9471-09</b>	1	Comparator bearing
<b>9580</b>	1	Comparator bearing
<b>9682</b>	1	Comparator bearing
<b>15-D3</b>	1	Probe
<b>12-E2</b>	1	Probe
<b>13-E1</b>	1	Probe
<b>13-B1</b>	1	Probe
<b>14-C</b>	1	Probe
<b>15-D</b>	1	Probe
	Pieces	



Centesimal comparator 5mm

**9733**



Centesimal comparator 10mm

**9087-A**

*BH 1 687 233 011*



Comparator reduction from 3 mm to 2,5 mm

**9761-A5**



Magnet for comparator  
thread 2,5

**9501**



Comparator bearing BOSCH EP/VA...B pumps  
thread 12x1  
with probe 25 mm Ø 2 thread 2,5 (our ref. **15-D4**)

**9186**

*KDEP 2940  
BH 0 986 611 294*



Comparator bearing BOSCH EP/VA...B pumps  
thread 13,5x2

**9186-A**



Comparator bearing BOSCH EP/VA...B pumps  
thread 12,5x1

**9186-B**

*KDEP 1002  
BH 0 986 611 500*



Comparator bearing BOSCH EP/VE pumps  
with probes:  
40 mm Ø 4 thread 2,5 (our ref. **13-E1**)  
58 mm Ø 4 thread 2,5 (our ref. **12-E1**)

**9471-09**

*KDEP 1085  
0 986 611 754*



**9580**

Comparator bearing for BOSCH EP/VE pumps  
with probe 94 mm Ø 4 thread 2,5 (our ref. **15-D2**)



**9682**

Comparator bearing  
with probe 94 mm Ø 2 thread 2,5 (our ref. **15-D1**)



**15-D3**

probe 52 mm Ø 2 thread 2,5



**12-E2**

probe 40 mm Ø 4 thread 3



**13-E1**

probe 58 mm Ø 4 thread 2,5



**13-B1**

two probe (our ref. **13-E2**) 58 mm Ø 2 thread 3



**14-C**

Combination of two probes:  
our ref. **14-C1** - 16 mm Ø 4 thread 2,5  
our ref. **14-C2** - 16 mm Ø 4 thread 3



**15-D**

probe 94 mm Ø 2 thread 2,5



**9701-K**

Universal comparator supports box for delivery start  
on test bench and check for BOSCH P injection pumps  
setting on engine

<b>9087</b>	1	Centesimal comparator
<b>9174-MW</b>	1	Reduction for 9174-K on BOSCH MW pumps
<b>9445-A</b>	1	Tool to take the delivery start with overflow
<b>9174-K</b>	1	Comparator support BOSCH P7100 e P8500 pumps
<b>9682</b>	1	Universal on line pumps comparator support

Pieces



**9087**

Centesimal comparator  
10 mm stroke

*BH 1 687 233 011*



**9174-K**

Comparator support to take the delivery start on all BOSCH P, P7100, P8500 type R pumps and to set injection pumps on the engine.  
*Universal tool, quick and precis, for timing pumps on trucks such as IVECO, MERCEDES, MAN, VOLVO, SCANIA and so on*



**9174-MW**

Reduction to be mounted on 9174-K for taking the delivery start dimension on BOSCH MW pumps for IVECO EUROTEC, MERCEDES 250 TD and so on



**9445-A**

Tool equipped with capillary hole-drilled glass to take delivery start with overflow  
*thread 12 x 1,5 - 14 x 1,5*  
Trucks IVECO, MERCEDES ecc.




**9682**

Universal comparator support to take the delivery start dimension on pumps on line:  
A, B, BV, NN, SIMMS,  
PES...M, PES...RSF, BOSCH.  
*thread 12 x 1,5 - 14 x 1,5*

For its use both the needle and the spring of the valve must be removed. Then the pressure connector must be removed

# Delivery start tools



**9883-A**

**DIESEL MANUAL TESTER**

It is suitable determining the delivery start of pumps. Pressure is taken through pumping, by connecting the pipe-added to the delivery valve of the pump without removing the pump

*It can be used as a portable pump for testing injectors. It is equipped with manometer 315 BAR. It has got pumping element and valve, connecting pipe, additional tank. All is packed in a case with handle*



**9145**

Fixture to survey the delivery start  
Equipped with glass pipe with capillary hole and exhaust valve, for in-line pumps




**9098**

Reduction union 14/12



**9099**

Reduction union 12/14 for test bench



**9148-A**

0-400 bar manometer with quick connection  
12x1,5 - 14x1,5

- |          |               |  |
|----------|---------------|--|
| <b>A</b> | <b>9148-H</b> | manometer                                      |
| <b>B</b> | <b>9063</b>   | Manometer reduction gas pitch 1/2" - 14x1,5 mm |
| <b>C</b> | <b>9148-B</b> | quick connection                               |



**9149**


Manometer pipe with reduction



**9551**

Nylon dial gauge bearing  
to survey the end stroke  
of the engine FIAT IVECO trucks

# Wrenches for feeding hand primer



**9075**

Wrench for feeding hand primer 9m

**A 9322** Rod with 1/2" square

**B 9070** Wrench 19 mm

## 1/2" square wrenches

To be used with *our art 9322*



**9072**

17 mm



**9070**

19 mm



**9323**

22 mm



**9324**

23 mm



**9325**

24 mm



**9325-A**

25 mm



**MARBED**<sup>®</sup>  
PROFESSIONAL DIESEL SERVICE TOOLS

# 9881-K



9881-K - COMPARATOR SUPPORT BOX FOR ON LINE PUMPS

## 9881-K

Box complete with universal comparator support to take dimension of rod stroke on pumps on line  
BOSCH P, P7100, 8500, A, B, BV,  
MW, M, RSF and so on

<b>9881</b>	1	Equalizer comparator bearing
<b>9446</b>	1	Comparator bearing A, B, BV pumps
<b>9500</b>	1	Decimal comparator
<b>9501</b>	1	Magnet
<b>9502-B</b>	1	Comparator bearing BOSCH P pumps
<b>9881-A</b>	1	Comparator bearing BOSCH M-RSF pumps

Pieces





**9881**

Equalizer universal comparator bearing with return spring for rod share BOSCH P, P7100, 8500 pumps  
*reductions:*  
 18 x 1,5 (B, BV pumps)  
 20 x 1,5 (A pumps)  
 24 x 1,5 (P pumps)  
 24 x 1,5 (8500 pumps)



**9446**

Comparator bearing to survey the rod stroke for A, B, BV pumps



**9500**


Decimal comparator for rack rod stroke 30 mm stroke

*BH 1 687 233 015*



**9501**

Magnet



**A**

**A 9502**

Comparator bearing for rod stroke for BOSCH P outside thread 24 x 1,5 clamp with rods (our art 9502-A) included



**B**

**B 9502-C**

Reduction for 9502 for BOSCH 8500 pump threaded 24 x 1,5 inside

**C**

**C 9483-K19**

Reduction for 9502 for BOSCH MW pump thread 26 x 1,5 outside



**9881-A**

Comparator bearing to survey the rod share BOSCH M, RSF (MERCEDES, FORD TRANSIT)



10014-A - TOOL PANEL FOR BOSCH A PUMPS

## 10014-A

<b>9068</b>	1	Two wrenches
<b>9396</b>	6	Tappet lifter
<b>9143</b>	1	Pumping plier
<b>9358</b>	1	Fork
<b>9707</b>	1	Governor wrench
<b>9709</b>	1	Governor wrench
<b>9092</b>	1	Puller
<b>9446</b>	1	Comparator bearing
<b>9327-A</b>	1	Wrench

Pieces



Two wrenches (flat and shaped)  
to adjust the tappet nuts size A  
14 mm

**9068**

*KDEP 1639 + 2922*  
*BH 0 986 612 247*  
*BH 0 986 611 276*



Strengthened tappet lift fork size A  
(6 pieces in panel)

**9396**


Plier size A for pumping elements

**9143**

*KDEP 2915*  
*BH 0 986 611 237*



Aluminium fork for BOSCH A pumps

**9358**

*KDEP 2941*  
*BH 0 986 611 298*



EPRSV governor wrench

**9707**

*KDEP 2998*  
*BH 0 986 611 475*



EP/RSUV governor wrench

**9709**

*KDEP 2968*  
*BH 0 986 611 388*



Mass holder puller for RQV...A... adjustment 20 x 1,5

**9092**

*KDEP 2886*  
*BH 0 986 611 085*



Comparator bearing to survey the rod stroke  
for A, B, BV pumps

**9446**


Torque converter fixing wrench for  
BOSCH B/BV and P  
10 and 12 mm slide

**9327-A**

*KDEP 2906*  
*BH 0 986 611 211*





**MARBED**<sup>®</sup>  
PROFESSIONAL DIESEL SERVICE TOOLS

# 10014-B



10014-B - TOOL PANEL FOR BOSCH B PUMPS

## 10014-B

<b>9067</b>	1	Two wrenches
<b>9395</b>	6	Tappet lifter
<b>9142</b>	1	Pumping plier
<b>9357</b>	1	Fork
<b>9705</b>	1	Governor wrench
<b>9915</b>	1	Governor wrench
<b>9158</b>	1	Toothed wrench
<b>9157-A</b>	1	Spring press
<b>9327</b>	1	Wrench
<b>9091</b>	1	Puller

Pieces



**9067**  
 Two wrenches (flat and curve)  
 to adjust the tappet nuts size B  
 17 mm

**9067**  
*KDEP 2922*  
*BH 0 986 611 276*



**9395**  
 Tappet lift fork size B strenghtened  
 (6 pieces in panel)

**9395**



**9142**  
 Pumping plier size B

**9142**  
*KDEP 2943*  
*BH 0 986 611 307*



**9357**  
 Aluminium fork for BOSCH B pumps

**9357**



**9705**  
 RQV...B... governor wrench

**9705**  
*KDEP 2969*  
*BH 0 986 611 395*



**9915**  
 Diesel oil adjusting wrench  
 hexagon plus screwdriver

**9915**



**9158**  
 Two teeth wrench to adjust  
 the governor springs

**9158**



**9157-A**  
 Governor spring press

**9157-A**  
*KDEP 2894*  
*BH 0 986 611 108*



**9327**  
 Torque convertor fixing wrench for FIAT 691

**9327**



**9091**  
 Mass holder puller for RQV...B... adjustment 24 x 1,5

**9091**  
*KDEP 2872*  
*BH 0 986 611 042*

# Other tools for BOSCH A, B, BV pumps




**9112**

Internal ring puller for spheric bearings  
A, B pumps



**9048**

Bearing puller, internal rings, couplings etc...  
right opening 60 mm



**9110**

2 Universal pullers with flask  
and expander for bearing external ring  
A, B, BV pumps etc..

**A** Bare pliers size A - Ø 36

**B** Bare pliers size B - Ø 28



**9108**

External rings puller A pumps  
pliers Ø 29



**9109**

External rings puller B, BV pumps

**A** Bare pliers size A - Ø 36

**B** Bare pliers size B - Ø 28

**A**



**9107-A**

Cradle puller for conical roller bearings  
for P pumps with Ø 30 shaft



**9106**

Cradle puller for conical roller bearings  
for B pumps with Ø 20 shaft



**9105**

Cradle puller for conical roller bearings  
for A pumps with Ø 17 shaft



**9107**

Cradle puller for conical roller bearings  
for BV, P pumps with Ø 25 shaft



Extendable handle to carrier B and P size pumps

**9498**



Rack rod stop clamp for A, B pumps

**9144**



Pumping base miller  
size B - Ø 17x14

**9127**

*KDEP 2953  
BH 0 986 611 326*



Pumping base miller  
size A - Ø 18x14

**9128**

*KDEP 2955  
BH 0 986 611 328*



Pumping base miller  
size BV - Ø 22x18

**9129**

*KDEP 2957*



Pinion wrench for the rotation  
of the governor gear of DISA pump

**9113**



Teeth wrench for mass holder nut

**9114**



DISA rotary group puller

**9115**



Teeth wrench for rod track for DISA pump

**9116**

# Tools for tappet A, B, BV pumps


**9407**

Tappet caps striker  
 size A e B  
 (it includes our arts. **9542** and **9543**)


**9542**

Spare for striker size A


**9543**

Spare for striker size B


**9533**

Spare for striker  
 for socket cap size B


**9534**

Spare for striker  
 for socket cap size A


**9082**

Wrench for tappet cap size A



**9083**

Wrench for tappet cap size B


**9064**

Bush for tappet cap size A

*KDEP 2949  
 BH 0 986 611 323*


**9065**

Bush for tappet cap size B

*KDEP 2973  
 BH 0 986 611 401*


**9440**

Standard tappet press  
 with head for nylon roller  
 BOSCH PE...B and P pumps


**9638**

Aluminium fork with strenghtened springs  
 for BV and P pumps



Lever fork for tappet lifter size A

**9615**

*KDEP 2912  
BH 0 986 611 227*



Lever fork for tappet lifter size B

**9616**

*KDEP 2896  
BH 0 986 611 120*



Toothed wrench for inspection cap  
(between adj. and casing) for A pumps

**9103**



Toothed wrench for inspection cap  
(between adj. and casing) for B pumps

**9104**



Diesel oil adjusting extended wrench  
hexagon plus screwdriver

**9465**



Diesel oil adjusting extended wrench  
hexagon plus screwdriver

**9914**



Diesel oil adjusting extended wrench  
hexagon 14 plus hexagon 7

**9913-A**



Diesel oil adjusting extended wrench  
hexagon 13 plus hexagon 7

**9913**



Diesel oil adjusting extended wrench  
two teeth plus screwdriver

**9911**



Diesel oil adjusting wrench  
two teeth plus hexagon

**9912**



19mm box wrench for feeding pump union pipes

**9076**



# Measuring tools for A, B, BV pumps



**9681**

Delivery start comparator bearing  
for A, B, BV pumps  
to apply to the tappet cap flange



**9682**

Comparator bearing with a spill point pipe  
and extended rod with returning action  
for A, B, BV pumps



**9090**

Comparator bearing for BV pumps  
26x1,5  
with 2 rods:  
our art **13-E1** - 58 mm, Ø 4, thread 2,5  
our art **15-D3** - 52 mm, Ø 2, thread 2,5



**9089**

Comparator bearing for BV pumps  
24x1,5  
with 2 rods:  
our art **13-E1** - 58 mm, Ø 4, thread 2,5  
our art **15-D3** - 52 mm, Ø 2, thread 2,5



**9088**

Comparator bearing for BV pumps  
12x1,5 - 14x1,5  
with 2 rods:  
our art **13-E1** - 58 mm, Ø 4, thread 2,5  
our art **15-D3** - 52 mm, Ø 2, thread 2,5



**9626**

Jig for Ø 20 shaft



**9627**

Jig for Ø 25 shaft



**9813**

Jig for Ø 30 shaft



**9814**

Jig for Ø 35 shaft








# MARBED<sup>®</sup> 10014-QS

PROFESSIONAL DIESEL SERVICE TOOLS



10014-QS - TOOL PANEL FOR BOSCH RQV-RSV REGULATORS

## 10014-QS

Complete tool panel for RQV-RSV regulators  
consisting of 25 arts



# 10014-QS

## Tools for RQV-RSV regualtors



<b>9092</b>	1	Puller
<b>9091</b>	1	Puller
<b>9219</b>	1	Puller
<b>9553</b>	2	Reduction
<b>9709</b>	1	Adjusting wrench
<b>9065</b>	1	Bush
<b>9708</b>	1	Adjusting wrench
<b>9706</b>	3	Adjusting wrench
<b>9707</b>	3	Adjusting wrench
<b>9609</b>	1	Adjusting wrench
<b>9710</b>	1	Screwdriver
<b>8138</b>	1	Pressing tool
<b>9875-K</b>	1	Adjusting wrench
<b>9847</b>	1	Adjusting wrench
<b>9849</b>	1	LDA adjusting tool
<b>9711</b>	1	Adjusting wrench
<b>9705</b>	1	Adjusting wrench
<b>9720</b>	1	Adjusting wrench
<b>9846</b>	1	Wrench
<b>9994</b>	1	Adjusting wrench
<b>9856</b>	1	Adjusting wrench
<b>9760</b>	1	Stroke stop
<b>9157-A</b>	1	Spring press
<b>9879</b>	1	Adjusting wrench
<b>9889</b>	1	Puller

Pieces



Mass holder puller for RQV...A... adjustment 20 x 1,5

**9092**
*KDEP 2886*


Mass holder puller for RQV...B... adjustment 24 x 1,5

**9091**
*KDEP 2872*

 Puller 3 threads:  
 M 36 x 1,5 - M 26 x 1,5 - M 20 x 1,5

**9219**
*KDEP 2918*
*BH 0 986 611 246*

 Dynamometric wrench reduction  
 1/2" double square

**9553**
*KDEP 2921*
*BH 0 986 611 275*


EP/RSUV governor wrench

**9709**


Bush for tappet cap - size A

**9065**
*KDEP 2973*
*BH 0 986 611 401*


EPSD governor wrench

**9708**
*KDEP 2979*
*BH 0 986 611 411*


RQV..A governor wrench

**9706**
*KDEP 2988*
*BH 0 986 611 453*


EPRSV governor wrench

**9707**
*KDEP 2998*
*BH 0 986 611 475*

 Adjusting wrench - FIAT 190  
 hex. 14 + 10

**9609**
*KDEP 1047*
*BH 0 986 611 628*

 Adjusting wrench  
 hex. 10 + allen wrench 3

**9710**
*KDEP 1048*
*BH 0 986 611 632*

 Tool to press plastic seal  
 on lock nuts

**8138**
*KDEP 1188*
*BH 0 986 611 979*

 Adjusting wrench  
 hex. 24 + 19

**9875-K**
*KDEP 1541*
*BH 0 986 612 046*



Disassembly wrench for two teeth membrane  
+ screwdriver

**9847**  
*KDEP 1542*  
*BH 0 986 612 049*



Tool for the LDA (last type) central pin  
positioning (ex MERCEDES 19.44)  
To be used with our art **9846**

**9849**  
*KDEP 1544*  
*BH 0 986 612 053*



Adjusting wrench  
hex. 10 + allen wrench 3

**9711**



RQV...B... governor wrench

**9705**  
*KDEP 2969*  
*BH 0 986 611 395*



Two teeth wrench to adjust EPRQ (V) governor spring

**9720**  
*KDEP 2989*  
*BH 0 986 611 456*



Adjusting wrench for trucks  
MERCEDES 19.44 - P7100 pumps  
hex 27 - 2 teeth Ø 16 - 2 teeth Ø 12 - allen wrench 4 mm

**9846**  
*KDEP 1578*  
*BH 0 986 612 130*



3 teeth wrench for regular spring plate, K type

**9994**  
*KDEP 1634*  
*BH 0 986 612 240*



LDA adjusting wrench on CAV DPS Turbo

**9856**  
*7244-584*



PES...RSF stroke stop  
(MERCEDES 190 D-250 D)

**9760**  
*KDEP 1077*  
*BH 0 986 611 746*



Governor spring press

**9157-A**  
*KDEP 2894*  
*BH 0 986 611 108*



2 Balancing wrenches of rotary group  
initial thread - 8 x 1,25

**9879**



Motoring hub puller  
SCANIA 142 - mm 42 x 1,5

**9889**  
*KDEP 2926*  
*BH 0 986 611 280*

# Other tools for regualtors



**9511-A**

Goniometer 180° , is used to check the angle shot of the control lever of the governor RQV-K

*BH 1 688 130 183*



**9159**

RQV...B...A standard wrench for mass holder nut



**9160**

RQV...B...A guided wrench for mass holder nut



**9161-A**

RQV...B...A governor wrench for mass holder nut



**9916**

Guided wrench to adjust the governor spring



**9157**

Spring press  
*The sliding takes place on bearings thanks to a pressure without stress*



**9418**

Wrench for mass holder nut size A, B, BV eith pressure guide for autocentering RQV...B...A... governor



**9338**

Two teeth wrench for FRIEDMAN MAYER governor nut




**9624**

Fixed checking gauge to survey the protrusion dimension of the elastic pins, RQV governor

*BH 1 682 329 081*

**9624-A**

Fixed checking gauge to survey the protrusion dimension of the elastic pins, RQV...K governor

*BH 1 688 130 183*

**9876**

Puller for governor bell EP/RSV


**9878**

Balancing wrench for rotary group depth thread 8x1,25


**9917**

EPRSV governor wrench


**9838-A**

Regulator spring-presser tool. It enables an easy massbalancing with our wrench 9879


**9887**

Conical reamer for governor shaft pin Ø 3mm


**9888**

Reamer for governor HUB mass holder


**9890**

Puller / connector kit for oil seal of the accelerator shaft RQ governor

**9630**

Tool box for disassembly and reassembly  
of PES...M and PES...RSF BOSCH pumps  
equipped with 20 pieces

<b>9529</b>	1	Toothed wrench
<b>9454</b>	1	Dial gauge
<b>9238-D</b>	1	Tappet lifter
<b>9881-A</b>	1	Dial gauge
<b>9333</b>	1	Bed pumping reamer
<b>9587</b>	1	Checking bell for oil seal
<b>9554</b>	1	Open box wrench
<b>9554-A</b>	1	Open box wrench
<b>9760</b>	1	Stroke stop


Pieces



Toothed wrench PES...RSF...M  
(Mercedes 190D - 250D)

**9529**

*KDEP 1044*  
*BH 0 986 611 623*



PES...M dial gauge bearing  
of delivery start  
(Mercedes 220D - Ford Transit)

**9454**

*BH 0 681 440 017*



Tappet lifter for PES...M...RSF - 4 cyl. and 5 cyl.  
(Mercedes 220D - 190D - 250-D - Ford Transit)  
*7 pieces unit*

**9238-D**

*KDEP 1563*  
*BH 0 986 612 089*



SROd stroke dial gauge bearing  
for PES...M...RSF - 4 cyl. and 5 cyl.  
*6 pieces unit*

**9881-A**

*BH 1 688 130 130*



Bed pumping reamer PES...M  
(Mercedes - Ford Transit)  
*Ø 12x16 mm*

**9333**

*KDEP 2956*  
*BH 0 986 611 329*



Check bell for oil seal for PES...M pumps  
*with compressed air inlet*

**9587**

*KDEP 1045*  
*BH 0 986 611 624*



Open box wrench for pipe nuts  
*17 mm*

**9554**



Open box wrench for pipe nuts  
*17 mm*

**9554-A**



PES...RSF stroke stop  
(Mercedes 190D - 250D)

**9760**

*KDEP 1077*  
*BH 0 986 611 746*





**MARBED**<sup>®</sup>  
PROFESSIONAL DIESEL SERVICE TOOLS

# 9483-KW



9483-KW - TOOL BOX FOR BOSCH MW PUMPS

## 9483-KW

Complete tool box for MW BOSCH pump  
consisting of 26 pieces

# 9483-KW

## Tools for BOSCH MW pumps



<b>9483-K2</b>	1	Clamp
<b>9483-K3</b>	1	Comparator bearing
<b>9483-K4A</b>	1	Double pipe
<b>9483-K4B</b>	2	Triple pipe
<b>9483-K5</b>	1	Seal guide
<b>9483-K5A</b>	1	Seal Guide
<b>9483-K5B</b>	1	Timing fixture
<b>9483-K6</b>	3	Cam tappet lifter
<b>9483-K7</b>	3	Cam tappet lifter
<b>9483-K8</b>	1	Spacer
<b>9483-K10</b>	1	Extractor for brass
<b>9483-K13</b>	1	Shaft blow puller
<b>9483-K14</b>	1	Bearing inserter
<b>9483-K15</b>	1	Bearing inserter
<b>9483-K16</b>	1	Wrench
<b>9483-K17</b>	1	Wrench
<b>9483-K18</b>	1	Wrench
<b>9721</b>	1	Adjusting wrench
<b>9513-K</b>	1	Device for the survey of delivery start
<b>9502-K</b>	1	Comparator bearing
<b>9810</b>	1	Universal tappet presser

Pieces



Clamp for pumping group device

**9483-K2**

*KDEP 1066  
BH 0 986 611 717*



Comparator bearing for the survey of the sleeve adjusting level, provided with gauge block  
(3 piece unit)

**9483-K3**

*KDEP 1061  
BH 0 986 611 683*



Double pipe for seal test of pumping group

**9483-K4A**

*KDEP 1052  
BH 0 986 611 660*



Double pipe for seal test of pumping group  
*Two pieces in box*

**9483-K4B**

*KDEP 1053  
BH 0 986 611 663*



Seal guide for cam shaft  
Ø 17 mm

**9483-K5**

*KDEP 1054  
BH 0 986 611 666*



Seal guide for cam shaft  
Ø 20 mm

**9483-K5A**

*KDEP 1055  
BH 0 986 611 667*



Stroke upkeeping spring device for MW pumps  
on MERCEDES and FIAT

**9483-K5B**



Cam tappet lifter.  
It works simultaneously on two tappets,  
for MW pumps ex. on MERCEDES 5 cyl.

**9483-K6**


*KDEP 1051  
BH 0 986 611 653*



Cam tappet lifter for  
PE (S) ...MW ...S1000 pumps  
(mounted on FIAT)

**9483-K7**

*KDEP 1068  
BH 0 986 611 733*



Spacer for pumping elements in couple

**9483-K8**

*KDEP 1057  
BH 0 986 611 677*



Extractor for brass bushes on MW pumps  
(three pieces unit)

**9483-K10**

*KDEP 1056  
KDEP 1058  
BH 0 986 611 668  
BH 0 986 611 678*

	<p>Shaft blow puller</p>	<p><b>9483-K13</b>  <i>KDEP 1059</i>  <i>BH 0 986 611 679</i></p>
	<p>Couple of round nuts for camshaft and bearing inserter on MW pumps ex. on MERCEDES 5 cyl.</p>	<p><b>9483-K14</b>  <i>KDEP 1060</i>  <i>BH 0 986 611 680</i></p>
	<p>Couple of round nuts for camshaft and bearing inserter on MW pumps on FIAT</p>	<p><b>9483-K15</b>  <i>KDEP 1069</i>  <i>BH 0 986 611 735</i></p>
	<p>Toothed wrench for adjusting MW counterweight governor</p>	<p><b>9483-K16</b>  <i>KDEP 1551</i>  <i>BH 0 986 612 064</i></p>
	<p>Bush adjusting wrench for RPM</p>	<p><b>9483-K17</b>  <i>KDEP 1554</i>  <i>BH 0 986 612 070</i></p>
	<p>Wrench for the governor bush adjusting</p>	<p><b>9483-K18</b>  <i>KDEP 1558</i>  <i>BH 0 986 612 084</i></p>
	<p>Wrench to adjust the rod of accelerator level on MW pump (on MERCEDES 340)</p>	<p><b>9721</b>  <i>KDEP 1559</i>  <i>BH 0 986 612 085</i></p>
	<p>Device for the survey of delivery start of MW threaded pump, mounted on ex.FIAT thread 18 x 1,5mm        It includes the body (our art. 8513-N) and reduction (our art. 9513-KA)</p>	<p><b>9513-K</b>  <i>BH 1 688 130 135</i>  <i>BH 1 683 350 066</i>  <i>BH 1 682 012 008</i></p>
	<p>Comparator bearing for BOSCH MW pumps ex. on MERCEDES 5 cyl. threaded rod stroke 26 x 1,5 mm</p>	<p><b>9502-K</b>  <i>BH 1 683 350 064</i></p>
	<p>Universal tappet presser for A/B/BV/M/MW/P pumps</p>	<p><b>9810</b>  <i>KDEP 1505</i>  <i>BH 0 986 611 993</i></p>





**MARBED**<sup>®</sup>  
PROFESSIONAL DIESEL SERVICE TOOLS

# 9483-K



9483-K - TOOL BOX FOR BOSCH MW PUMPS

## 9483-K

Tool box for MW BOSCH pump  
consisting of 18 pieces

# 9483-K

## Tools for BOSCH MW pumps



<b>9483-K2</b>	1	Clamp
<b>9483-K3</b>	1	Comparator bearing
<b>9483-K4A</b>	1	Double pipe
<b>9483-K4B</b>	2	Triple pipe
<b>9483-K5</b>	1	Seal guide
<b>9483-K5A</b>	1	Seal Guide
<b>9483-K6</b>	3	Cam tappet lifter
<b>9483-K8</b>	1	Spacer
<b>9483-K10</b>	1	Extractor for brass
<b>9483-K13</b>	1	Shaft blow puller
<b>9483-K14</b>	1	Bearing inserter
<b>9483-K16</b>	1	Wrench
<b>9483-K17</b>	1	Wrench
<b>9483-K18</b>	1	Wrench
<b>9810</b>	1	Universal tappet presser
	Pieces	



Clamp for pumping group device

**9483-K2**

*KDEP 1066  
BH 0 986 611 717*



Comparator bearing for the survey of the sleeve  
adjusting level, provided with gauge block  
(3 piece unit)

**9483-K3**

*KDEP 1061  
BH 0 986 611 683*



Double pipe for seal test of pumping group

**9483-K4A**

*KDEP 1052  
BH 0 986 611 660*



Double pipe for seal test of pumping group  
*Two pieces in box*

**9483-K4B**

*KDEP 1053  
BH 0 986 611 663*



Seal guide for cam shaft  
Ø 17 mm

**9483-K5**

*KDEP 1054  
BH 0 986 611 666*



Seal guide for cam shaft  
Ø 20 mm

**9483-K5A**

*KDEP 1055  
BH 0 986 611 667*



Cam tappet lifter.  
It works simultaneously on two tappets,  
for MW pumps ex. on MERCEDES 5 cyl.

**9483-K6**

*KDEP 1051  
BH 0 986 611 653*



Spacer for pumping elements in couple

**9483-K8**

*KDEP 1057  
BH 0 986 611 677*



Extractor for brass bushes on MW pumps  
(three pieces unit)

**9483-K10**

*KDEP 1056*  
*KDEP 1058*  
*BH 0 986 611 668*  
*BH 0 986 611 678*



Shaft blow puller

**9483-K13**

*KDEP 1059*  
*BH 0 986 611 679*



Couple of round nuts for camshaft  
and bearing inserter on MW pumps  
ex. on MERCEDES 5 cyl.

**9483-K14**

*KDEP 1060*  
*BH 0 986 611 680*



Toothed wrench for adjusting MW  
counterweight governor

**9483-K16**

*KDEP 1551*  
*BH 0 986 612 064*



Bush adjusting wrench for RPM

**9483-K17**

*KDEP 1554*  
*BH 0 986 612 070*



Wrench for the governor bush adjusting

**9483-K18**

*KDEP 1558*  
*BH 0 986 612 084*



Universal tappet presser for  
A/B/BV/M/MW/P pumps

**9810**

*KDEP 1505*  
*BH 0 986 611 993*



# Other tools for BOSCH M, MW pumps



**9502-KA**

Comparator bearing for MW pumps  
mounted on FIAT

*BH 1 688 730 734*



**9513-KB**

Device for the survey of delivery start  
of MW pumps  
thread 18 x 1,5  
pump mounted on MERCEDES 5 cil

*1 688 130 135*



**9513-KA**

Modification for delivery start on MW PE (S)... S1000  
ex. on FIAT - 18x1,5mm

*BH 1 683 350 066  
BH 1 682 012 008*



**9238-E**

Plate for PES...M 6 cyl.  
complete fo six tappet lifter

*KDEP 1563/3*



**9289**

Stroke holding tool for M BOSCH pump  
on MERCEDES 220 D



**9530**

13 mm shaped wrench for BOSCH pump  
clamping nuts on MERCEDES 220 D



**9605-A**

17 mm shaped wrench for diesel oil  
adjusting for BOSCH pump  
on MERCEDES 220 D



**9605**

19 mm shaped wrench for diesel oil  
adjusting for BOSCH pump  
on MERCEDES 220 D



**9503**

Toothed wrench for pressure unions  
for PE...ZW (M) pumps  
with 1/2" square connection

*2920*

**9456**

Three tappet adjusting wrenches for MERCEDES engines





**MARBED**<sup>®</sup>  
PROFESSIONAL DIESEL SERVICE TOOLS

# 9441-A




9441-A - TOOL BOX FOR "P" BOSCH PUMPS

## 9441-A

Tool box for "P" BOSCH pumps  
equipped with 28 pieces

<b>9166</b>	1	Toothed wrench
<b>9167</b>	1	Open toothed wrench
<b>9168</b>	1	Pumping group puller
<b>9502</b>	1	Dial gauge bearing for rod stroke
<b>9173</b>	1	Pumping group disassembly clamp
<b>9525</b>	8	Runner tappet lifte
<b>9410</b>	6	Eccentric tappet lifter
<b>9410-A</b>	6	Eccentric tappet lifter
<b>9553</b>	1	Reduction
<b>9174</b>	1	Dial gauge bearing to survey the delivery start level
<b>9087</b>	1	Centesimal comparator

Pieces




Toothed wrench with 1/2" square

**9166**
*KDEP 2986  
BH 0 986 611 451*


Open toothed wrench for pressure unions, for delivery adjustment

**9167**
*KDEP 2997  
BH 0 986 611 452*


Pumping group puller with 25,5 mm high reductions

**9168**
*KDEP 2911.2.1*


Dial gauge bearing for rod stroke thread 24x1,5 protrusion 18 mm for pe...p pumps (clamp included - our art. 9502-A)

**9502**
*BH 1 683 350 064*


Pumping group disassembly clamp

**9173**
*KDEP 2962  
BH 0 986 611 356*


Runner tappet lifter with casing guide threaded body

**9525**
*KDEP 1041  
BH 0 986 611 613*


Eccentric tappet lifter

**9410**
*KDEP 2910  
BH 0 986 611 226*


Eccentric tappet lifter with casing guide threaded body

**9410-A**


Reduction with 1/2" double square

**9553**
*KDEP 2921  
BH 0 986 611 275*


PE...PS 80 pumps dial gauge bearing to survey the delivery start level connection mm 24x1,5 equipped with stiffening washer (ref. 1 420 100 001) for the application on p 7800 pump

**9174**
*BH 1 688 130 085*


Centesimal comparator - 10mm stroke

**9087**
*BH 1 687 233 011*



**MARBED**<sup>®</sup>  
PROFESSIONAL DIESEL SERVICE TOOLS

# 10014-P



10014-P - TOOL BOX FOR BOSCH P7100 - P7800 PUMPS

## 10014-P

Tool box equipped with 39 pieces for the assembly and dismounting  
of BOSCH P7100 and P7800 pumps  
mounted on IVECO TURBOSTAR, MERCEDES...MACK, JOHN DEERE



# 10014-P

## Tools for BOSCH P7100 and P7800 pumps



<b>9800</b>	8	Tappet lifter
<b>9801</b>	12	Clamping pin
<b>9802</b>	1	Tappet pliers
<b>9803</b>	1	Coupling extractor
<b>9804</b>	1	Converter wrench
<b>9805</b>	2	Reduction
<b>9807</b>	1	Cover Tappet extractor
<b>9808</b>	1	Reduction for 9807
<b>9810</b>	1	Tappet presser
<b>9811</b>	1	Fitting for 9810
<b>9815</b>	1	Bush Ø 30
<b>9816</b>	1	Bush Ø 35
<b>9817</b>	2	Spacers
<b>9819</b>	1	Drive slide
<b>9820</b>	1	Bearing inserter
<b>9821</b>	1	Pump cover inserter
<b>9822</b>	1	Oil seal inserter Ø 30
<b>9823</b>	1	Oil seal inserter Ø 35
<b>9824</b>	2	Bearing inserter
<b>9825</b>	1	Bearing extractor

Pieces



**9800**  
 Tappet lifter for P pump P7100 and P7800 set  
*KDEP 1553  
 BH 0 986 612 066*



**9801**  
 Tappet clamping pin for pump tightness test  
 of P pump P7100 and P7800 set  
*KDEP 1571  
 BH 0 986 612 114*



**9802**  
 Extractor for mounting and dismounting of  
 tappet on P pump P7100 and P7800 set  
*KDEP 1575  
 BH 0 986 612 120*



**9803**  
 Puller coupling for mounting hub for P pump  
 P7100 and P7800m on MERCEDES 19.44,  
 IVECO 190.48 and MACK engines.  
*Thread puller 52x1,5 M, tooth 16 mm  
 KDEP 1557  
 BH 0 986 612 079*



**9804**  
 Torque converter fixing wrench  
 for P pump P7100 and P7800 set  
 with 12mm and 16mm slide  
*KDEP 1555  
 BH 0 986 612 071*



**9805**  
 Reduction for item 9168 extractor  
 for P pump P7100 and P7800 set  
*KDEP 2911/3*



**A 9807**  
 Extractor for dismounting tappet cover  
 of injection pump in three pieces  
*KDEP 1056  
 BH 0 986 611 668*

**A 9808**  
 Reduction for P pump P7100 and P7800 set  
*KDEP 1056/0/7 - BH 0 986 611 674*



**9810**  
 Universal tappet presser  
 for A, B, BV, M, MW, P pumps  
*KDEP 1505  
 BH 0 986 611 993*



**9811**  
 Special fastening for item 9810 for use with tappet  
 op P pump P7100 and P7800 set and reduction  
 for P pumps on MACK engines  
*KDEP 1556  
 BH 0 986 612 072*



Roller bearing holder for Ø 30 shaft

**9815**
*KDEP 1548  
BH 0 986 612 059*


Roller bearing holder for Ø 35 shaft

**9816**
*KDEP 1549  
BH 0 986 612 020*


Spacer sleeves for pumping elements

**9817**
*KDEP 1550  
BH 0 986 61 061*


Drive slide bearing for cam shaft inserting

**9819**
*KDEP 1568  
BH 0 986 612 106*

 Inserter for installing roller with cam shaft  
 Ø 30 e Ø35 (two diameters are available)

**9820**
*KDEP 1551  
BH 0 986 612 064*


Pump cover inserter and extractor

**9821**
*KDEP 1554  
BH 0 986 612 070*

 Oil seal inserter on conic shaft  
 Ø 30

**9822**
*KDEP 1558  
BH 0 986 612 084*

 Oil seal inserter on conic shaft  
 Ø 35

**9823**
*KDEP 1559  
BH 0 986 612 085*

 Inserter for installing roller bearing on cam shaft  
 on drive side of pump chamber

**9824**
*KDEP 1552  
BH 0 986 612 065*

 Extractor for roller bearing and external ring  
 both on conic shaft Ø 30 and Ø35

**9825**
*KDEP 1569+  
KDEP 1572+  
KDEP 1570  
BH 0 986 612 107+  
BH 0 986 612 111+  
BH 0 986 612 115*





## 10014

Tool panel equipped with 22 pieces for the assembly and dismounting of BOSCH P7100 and P7800 pumps mounted on IVECO TURBOSTAR, MERCEDES...MACK, JOHN DEERE

<b>9800</b>	6	Tappet lifter
<b>9801</b>	6	Clamping pin
<b>9802</b>	1	Tappet pliers
<b>9803</b>	1	Coupling extractor
<b>9804</b>	1	Converter wrench
<b>9805</b>	1	Reduction
<b>9807</b>	1	Cover Tappet extractor
<b>9811</b>	1	Fitting for 9810
<b>9168</b>	1	Pumping group extractor

Pieces



Tappet lifter for P pump P7100 and P7800 set

**9800**

*KDEP 1553  
BH 0 986 612 066*



Tappet clamping pin for pump tightness test of P pump P7100 and P7800 set

**9801**

*KDEP 1571  
BH 0 986 612 114*



Extractor for mounting and dismounting of tappet on P pump P7100 and P7800 set

**9802**

*KDEP 1575  
BH 0 986 612 120*



Puller coupling for mounting hub for P pump P7100 and P7800m on MERCEDES 19.44, IVECO 190.48 and MACK engines.  
*Thread puller 52x1,5 M, tooth 16 mm*

**9803**

*KDEP 1557  
BH 0 986 612 079*



Torque converter fixing wrench for P pump P7100 and P7800 set  
*with 12mm and 16mm slide*

**9804**

*KDEP 1555  
BH 0 986 612 071*



Reduction for item 9168 extractor for P pump P7100 and P7800 set

**9805**

*KDEP 2911/3*



Extractor for dismounting tappet cover of injection pump in three pieces

**9807**

*KDEP 1056  
BH 0 986 611 668*



Special fastening for item 9810 for use with tappet op P pump P7100 and P7800 set and reduction for P pumps on MACK engines

**9811**

*KDEP 1556  
BH 0 986 612 072*



Pumping group puller with reduction  
*h 25,5 mm*

**9168**

*KDEP 2911.2.1*



**MARBED**<sup>®</sup>  
PROFESSIONAL DIESEL SERVICE TOOLS

# 10016-P



10016-P - TOOL BOX FOR BOSCH P 8500 PUMPS

## 10016-P

Tool box for BOSCH P 8500 pumps  
(VOLVO, MACK etc...)

<b>9984</b>	1	Socket wrench
<b>9985</b>	1	Puller
<b>9986</b>	1	Clip
<b>9987</b>	1	Assembly tool
<b>9988</b>	1	Guide tool
<b>9989</b>	1	Press in tool
<b>9990</b>	6	Tappet holter
<b>9991</b>	1	Centering tool

Pieces



**9984**  
 Socket wrench  
*KDEP 1884*  
*BH 0 986 612 489*



**9985**  
 Puller  
*KDEP 1890*



**9986**  
 Clip  
*KDEP 1714*  
*BH 0 986 612 325*



**9987**  
 Assembly tool  
*KDEP 1888*  
*BH 0 986 612 495*



**9988**  
 Guide tool  
*KDEP 1886*  
*BH 0 986 612 493*



**9989**  
 Press in tool  
*KDEP 1887*  
*BH 0 986 612 494*



**9990**  
 Tappet holder  
*KDEP 1881*  
*BH 0 986 612 482*




**9991**  
 Centering tool  
*KDEP 1885*  
*BH 0 986 612 492*





**MARBED**<sup>®</sup>  
PROFESSIONAL DIESEL SERVICE TOOLS

# 10017




10017 - TOOL PANEL FOR EDC GOVERNORS FOR BOSCH VE, MERCEDES, P, R, H PUMPS

## 10017

Tool panel for EDC electronic governors for  
BOSCH VE, MERCEDES, P, R, H pumps

## Tools for BOSCH VE, MERCEDES,P,R,H pumps



<b>9992</b>	1	Gauge
<b>9992-A</b>	1	Gauge
<b>9992-B</b>	1	Fixing device for pulse wheel
<b>9992-C</b>	1	Puller
<b>9992-D</b>	1	Puller
<b>9992-E</b>	1	Puller
<b>9992-F</b>	1	Comparator support and comparator
<b>9993</b>	1	Registering tool
<b>8009</b>	1	Checking device for EDC
<b>8010</b>	1	Checking device for EDC
<b>8011</b>	1	Checking device for EDC
<b>8017</b>	1	Checking device for EDC
<b>8018</b>	1	Checking device for EDC
<b>9993-A</b>	1	Registering gauge
<b>9993-B</b>	1	9993 support
<b>9993-C</b>	1	Tool for regulation on drive lever

Pieces






Transducer ring positioning gauge

**9992**
*KDEP 1703  
BH 0 986 612 308*


Transducer registering gauge

**9992-A**
*KDEP 1701  
BH 0 986 612 301*


Fixing device for pulse wheel

**9992-B**
*KDEP 1702  
BH 0 986 612 305*

 Puller  
22 x 1

**9992-C**
*KDMZ 6999  
BH 0 986 618 245*




Bush puller from the governor box

**9992-D**
*KDAW 9995/3+  
KDAW 9995/14  
BH 0 986 619 225+  
BH 0 986 619 250*


Governor bush puller

**9992-E**

 Patented comparator support  
complete with decimal comparator  
stroke 30 with double pointer for  
RE 30 and RE 36 governors,  
settable on sliding rail

**9992-F**
**WAYS OF USE**

 Comparator  
zero setting

 Measurement  
dimension  
electromagnetic  
prod projection

 measurement  
dimension  
rack rod



**9993**  
Registering tool for drive device of  
recycle valve of hexaust gases  
*KDEP 1179*  
*BH 0 986 611 969*



**8009**  
Checking device for EDC regulator R pumps  
*BH 0 986 612 664*



**8010**  
Checking device for EDC regulator R pumps  
*BH 0 986 612 669*



**8011**  
Checking device for EDC regulator R pumps  
to be used with 9992-B  
*BH 0 986 612 675*




**8017**  
Checking device for EDC regulator  
BOSCH on MERCEDES  
*BH 0 986 612 590*



**8018**  
Checking device for EDC regulator  
BOSCH on MERCEDES  
*BH 0 986 612 601*



**9993-A**  
Registering gauge for drive device  
of recycle valve of exhaust gases  
*KDEP 1175*  
*BH 0 986 611 961*



**9993-B**  
Support to be used with 9993  
*KDEP 117*  
*BH 0 986 611 962*



**9993-C**  
Tool for regualtion on drive lever  
*KDEP 1177*  
*BH 0 986 611 966*

# Other tools for BOSCH P

**8005**



Reduction unit for delivery start tool  
with short rod (A) and long rod (B)

**A** BH 1 682 012 004  
**B** BH 1 682 012 015

**9094**



Torque converter puller 28x1,5

**9095**



Torque converter puller 32x1,5

**9117**



PE...P pump dial gauge bearing  
to survey the delivery start level  
Connection 16x1,5 mm

BH 1 688 130 021

**9131**



Pressure valve puller 64/1

KDEP 2892

**9139**



6 mm RIBE screwdriver for P pump screw

**9140**



6 mm RIBE screwdriver for P pump screw


**9169**



Jig to use with our art **9168**  
to keep in a right position the pumping  
group during the assembly

BH 9 682 238 900

**9174-P**



Reduction for our art **9174-K**  
for BOSCH P pumps with left connections  
8500 - FRIED MAYER and so on


**9328**

 Torque converter fixing wrench  
 for SIMMS and BOSCH pumps  
 (ex. FORD TRANSIT)

**9331**

P BOSCH pump toothed wrench for rod ring

*KDEP 2970*

**9331-A**

 P BOSCH pump toothed wrench for  
 oversize rod ring

*KDEP 2970*

**9525-A**

 Tappet lifter strengthened runner  
 suitable for a better lift of the tappet  
 P pumps on SCANIA 141, 142 etc.

**9612**

Torque converter puller 30x1,5

*KDEP 2856*

**9622**

Wrench for the guide bushing of the pumping

*KDEP 1071*

**9623**

Flywheel puller 36x1,5

*KDEP 2965*

**9629**

 Checkin gauge for the protrusion level  
 of 25 and 35 mm camshaft cones

*KDEP 2924*  
*BH 25/30*

**9636**

Rubber ring inserter for the pumping group

*KDEP 2884*

**9637-A**

Steel ring inserter in the pumping race

*KDEP 1046*
**A 9637-B** *Spare conical bush*

**9646**

 Pluriuse wrench to fix the torque converter and the hub  
 for BOSCH P pump on FIAT 170 and 190  
 with pin slide Ø 9 and Ø 10



**9683**

Dial gauge bearing for rod level  
on BOSCH P pumps with LDA



**9717**

Comparator bearing to survey the delivery start  
level on FRIEDMAN MAYER pumps  
equipped with 3 connections (20x1,5 - 24x1,5 - 26x1,5)



**9730**

Open toothed wrench for pressure unions  
for delivery adjustment



**9748**

Positioning bracket for P pumps  
on MERCEDES trucks etc.



**9812**

Checkin gauge for the protrusion level  
of 30 and 35 mm camshaft cones

*KDEP 2971  
BH 25/35*

# Cables for electronic regulators



**81.03.104**  
 Adapter cable for  
 P..RE24, P..RE30, R..RE31 pumps  
 (IVECO, SCANIA, VOLVO)

**81.03.104**  
*BH 0 986 610 104*  
*KDEP-P400/3*



**81.03.107**  
 Adapter cable for  
 H..RE33, P..RE30, H..RE36 pumps  
 (MAN)

**81.03.107**  
*BH 0 986 610 107*  
*KDEP-P400/6*



**81.03.109**  
 Adapter cable for  
 P..RE30 pumps  
 (MACK)

**81.03.109**  
*BH 0 986 610 109*  
*KDEP-P400/7*



**81.03.112**  
 Adapter cable for  
 M..RE22 pumps  
 (MERCEDES)

**81.03.112**  
*BH 0 986 610 112*  
*KDEP-P400/9*



**81.03.113**  
 Adapter cable for  
 P..RE24, P..RE30 pumps  
 (JOHN DEERE)

**81.03.113**  
*BH 0 986 610 113*  
*KDEP-P400/10*



**81.03.114**  
 Adapter cable for  
 BH P..RE30, H..RE33, H..RE36 pumps  
 (SCANIA, MERCEDES)

**81.03.114**  
*BH 0 986 610 114*



**81.03.115**  
 Adapter cable for  
 BOSCH PES...M pumps with RE22 regulator  
 (MERCEDES)

**81.03.115**  
*BH 0 986 610 115*



**81.03.124**  
 Adapter cable for  
 BOSCH H pumps with RE33 regulator  
 (MAN)

**81.03.124**  
*BH 0 986 610 124*





**MARBED**<sup>®</sup>  
PROFESSIONAL DIESEL SERVICE TOOLS

# 10018



10018 - TOOL PANEL FOR BOSCH H PUMPS

## 10018

Tool panel for H type BOSCH pumps  
on MERCEDES, SCANIA

## Tools for BOSCH H type pumps



<b>9990</b>	8	Tappet holder
<b>9984</b>	1	Socket wrench
<b>9987</b>	1	Assembly tool
<b>9986</b>	1	Clip
<b>9988</b>	1	Guide tool
<b>9991</b>	1	Centering tool
<b>9989</b>	1	Press in tool
<b>9985</b>	1	Puller
<b>9809-H</b>	1	Coupling
<b>8000</b>	1	Wrench
<b>8000-A</b>	1	Wrench
<b>8007</b>	1	Bearing for fuel inlet
<b>8001</b>	1	Comparator bearing
<b>9502-C</b>	1	Reduction
<b>8002</b>	1	Puller
<b>8003</b>	1	OR connector
<b>8004</b>	1	Wrench
<b>8012</b>	1	Fixing device couple
<b>8006</b>	1	Gange for lift settings
<b>8008</b>	1	Delivery start bearing

Pieces




**9990**  
 Tappet holder  
*KDEP 1881*  
*BH 0 986 612 482*



**9984**  
 Socket wrench  
*KDEP 1884*  
*BH 0 986 612 489*



**9987**  
 Assembly tool  
*KDEP 1888*  
*BH 0 986 612 495*



**9986**  
 Clip  
*KDEP 1714*  
*BH 0 986 612 325*




**9988**  
 Guide tool  
*KDEP 1886*  
*BH 0 986 612 493*



**9991**  
 Centering tool  
*KDEP 1885*  
*BH 0 986 612 492*



**9989**  
 Press in tool  
*KDEP 1887*  
*BH 0 986 612 494*



**9985**  
 Puller for 9809-H  
*KDEP 1890*  
*BH 0 986 612 505*



**9809-H**  
 Carda lamellar motoring joint for  
 BOSCH H pumps cone Ø 40  
 suitable for the cone both short and long shaft  
*BH 1 685 702 075*  
*BH 1 685 702 076*



**8000**  
 Wrench for tightening - 60 mm for joint 9809-H



**8000-A**


Closed 12-point wrench - 36 mm  
for tightening 9809-H joint nut



**8007**

Bearing for fuel inlet - EHAB adapter

*BH 0 986 612 653*



**8001**

Comparator bearing to take the dimension  
of the rack rod on the governor magnet,  
equipped with our bearing 9502

*BH 0 986 612 657*



**9502-C**

Reduction unit 9502 for BOSCH 8500 pumps  
24 x 1,5



**8002**

Key puller

*BH 0 986 612 640*



**8003**

OR connector

*BH 0 986 612 639*



**8004**

2 pin wrench

*BH 0 986 612 643*



**8012**

Fixing device couple to pull out/push  
governor cover

*BH 0 986 612 598*



**8006**

Gange for lift settings

*BH 0 986 612 620*



**8008**

Delivery start bearing BOSH H pumps  
it includes the body (*our art. 8513-N*)  
and the BOSCH H reduction (*our art. 8005*)

		<b>9307</b>
	Tappet puller for SIGMA RM-RMS pump	
		<b>9311</b>
	Operative bracket SIGMA CMS-RM-RMS pump	
		<b>9312</b>
	Pumping assembly puller for SIGMA CMS-RM-RMS pump	
		<b>9313</b>
	Wrench for SIGMA CMS-RM-RMS pump adjusting nut	
		<b>9314</b>
	Wrench with 1/2" square for pumping assembly fixing nuts SIGMA CMS-RM-RMS pump	
		<b>9315</b>
	Tappet puller for SIGMA CMS pump	
		<b>9318</b>
	Go-not-go gauge for SIGMA CMS pumping feet	
		<b>9319</b>
	Puller for SIGMA CMS tappet retainers	
		<b>9320</b>
	Clamp for SIGMA CMS pumping assembly	
		<b>9321</b>
	Comparator bearing to survey the rod stroke for SIGMA CMS pump	
		<b>9361</b>
	Reduction for 9321 to survey the rod stroke for SIGMA RM-RMS pump	
		<b>9136</b>
	Pressure valve puller with 3 reductions	
	<b>A</b> <b>9137</b> Valve reduction 64/1 - 12x1	
	<b>B</b> <b>9138</b> BV SIGMA valve reduction - 14x1	
	<b>C</b> <b>9254</b> PFK valve reduction - 12x1 / 32mm	
		<b>9317</b>
	Fixed checking bar to adjust SIGMA CMS pump rod	



**9057**

Wrench for lock pumping ring  
CATERPILLAR 955K etc.



**9217**

Toothed wrench for the front nut of  
SIMMS MICROMEK pump with 1/2" square



**9218**

Knurled wrench for SIMMS MICROMEK  
pressure unions with 1/2" square



**9220**

Socket head screwdriver kit for SIMMS pumps  
1/6" - 5/64" - 3/32" - 1/8" - 3/16" - 7/32" - 1/4"



**9223**

Socket head screwdriver for the fixing fork  
dowel of SIMMS pumps



**9224**

Socket head screwdriver to fix the upper  
body to the interior one for SIMMS pumps



**9406**

Go-not-go gauge for  
SIGMA CMS pumping feet



**9726**

Knurled wrench for CAV pressure unions  
on LEYLAND CATERPILLAR engines  
with 1/2" square





**9499**

Gear for the engine fly wheel rotation during the timing for IVECO 170-190



**9499-A**

Gear for the engine fly wheel rotation during the timing for IVECO 190.38 - 190.42



**9499-B**

Gear for the engine fly wheel rotation during the timing for MERCEDES trucks  
*1804-624*



**9499-C**

Gear for the engine fly wheel rotation during the timing for VOLVO trucks



**9499-D**

Gear for the engine fly wheel rotation during the timing for JOHN DEERE engines



Gear for the engine fly wheel rotation  
during the timing for IVECO 330 trucks

**9499-E**  
*KDEP 1150*




Gear for the engine fly wheel rotation  
during the timing for RENAULT trucks

**9499-F**



Gear for the engine fly wheel rotation  
during the timing for IVECO 190.36

**9499-G**



Gear for the engine fly wheel rotation  
during the timing for MERCEDES-MAN trucks

**9499-H**



Gear for the engine fly wheel rotation  
during the timing for IVECO  
EURO-CARGO-EUROTEC 190.38 - 190.42

**9499-I**



***[www.marbed.com](http://www.marbed.com)***

---

MARBED Srl - Piazza Novelli, 4 - 20129 Milano - Italy

I. +39 02.71.49.84 - Fax +39 02.70.10.26.67

e-mail [info@marbed.com](mailto:info@marbed.com)